

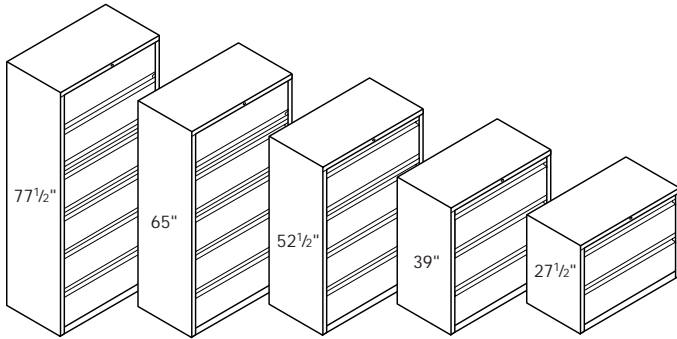


2060 / Panel System

LF-402

Lateral files, plain steel fronts, recessed pull

Central locking system, security interlock, robust double extension glides and adjustable levelers.



Accessories

Wood tops, front-to-back hanging bar kits, counterweight.
See page 125.

CODE	W	H	METAL	
				\$
LF-402-	30	27	S301	809
LF-403-	30	40	S302	1,046
LF-404-	30	53	S303	1,334
LF-405-	30	65	S304	1,692
			S305	
LF-402-	36	27	S306	882
LF-403-	36	40	S307	1,125
LF-404-	36	53	S308	1,421
LF-405-	36	65	S309	1,803
LF-406-	36	78	S310	2,157
LF-402-	42	27		969
LF-403-	42	40		1,230
LF-404-	42	53		1,531
LF-405-	42	65		1,938

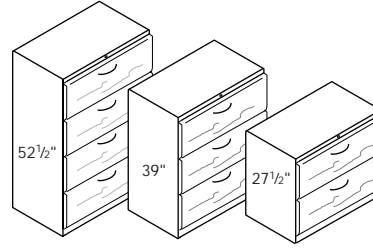
EXAMPLE

LF-402-3665-S301

LF-412

Wood veneer fronts, wood top, round pull

Metal painted body, choice of veneer finishes for drawer fronts and tops. Type 0 black handles. Central locking system, security interlock, robust double extension glides and adjustable levelers.



Accessories

Front-to-back hanging bar kits, counterweight.
See page 125.

CODE	W	H	EDGE STYLE	TOP AND DRAWER FRONTS	METAL BODY	PULL TYPE	
							\$
				SOLID WOOD			
LF-412-	30	27	PD	Z203	S301	0	1,419
LF-413-	30	40	CR	Z204	S302		1,902
LF-414-	30	53	BO	Z205	S303		2,385
				Z213	S304		
LF-412-	36	27		Z214	S305		1,646
LF-413-	36	40		Z220	S306		2,073
LF-414-	36	53			S307		2,571
					S308		
LF-412-	42	27			S309		1,829
LF-413-	42	40			S310		2,325
LF-414-	42	53					2,857
				POSTFORMED VENEERED EDGE			
LF-412-	30	27	BA	Z203	S301	0	1,490
LF-413-	30	40	CD	Z204	S302		1,997
LF-414-	30	53	WE	Z205	S303		2,504
				Z213	S304		
LF-412-	36	27		Z214	S305		1,728
LF-413-	36	40		Z220	S306		2,177
LF-414-	36	53			S307		2,700
					S308		
LF-412-	42	27			S309		1,920
LF-413-	42	40			S310		2,441
LF-414-	42	53					3,000

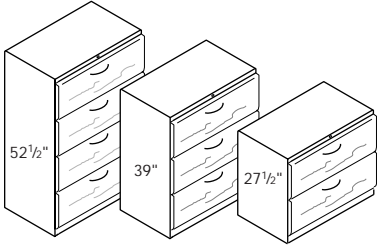
EXAMPLE

LF-412-3665-PD-Z204-S301-0

LF-422

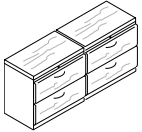
Wood veneer fronts, round pull

Metal painted body, choice of veneer finishes for drawer fronts. Type 0 black handles.
Central locking system, security interlock, robust double extension glides and adjustable levelers.



Accessories

Wood tops, front-to-back hanging bar kits, counterweight.
See page 125.



CODE	W	H	DRAWER FRONTS	METAL BODY	HANDLE TYPE	
			VENEER			\$
LF-422-	30	27	Z203	S301	0	1,194
LF-423-	30	40	Z204	S302		1,677
LF-424-	30	53	Z205	S303		2,161
			Z213	S304		
LF-422-	36	27	Z214	S305		1,380
LF-423-	36	40	Z220	S306		1,806
LF-424-	36	53		S307		2,305
				S308		
LF-422-	42	27		S309		1,526
LF-423-	42	40		S310		2,019
LF-424-	42	53				2,553

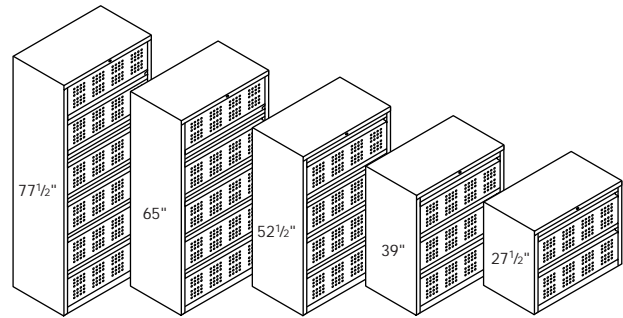
EXAMPLE

LF-422-3665-Z204-S301-0

LF-442

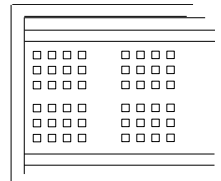
Perforated steel fronts, square cluster

Central locking system, security interlock, robust double extension glides and adjustable levelers.



Accessories

Wood tops, front-to-back hanging bar kits, counterweight.
See page 125.



CODE	W	H	METAL	
				\$
LF-442-	30	27	S301	849
LF-443-	30	40	S302	1,097
LF-444-	30	53	S303	1,401
LF-445-	30	65	S304	1,777
			S305	
LF-442-	36	27	S306	926
LF-443-	36	40	S307	1,181
LF-444-	36	53	S308	1,492
LF-445-	36	65	S309	1,894
LF-446-	36	78	S310	2,265
LF-442-	42	27		1,019
LF-443-	42	40		1,299
LF-444-	42	53		1,608
LF-445-	42	65		2,031

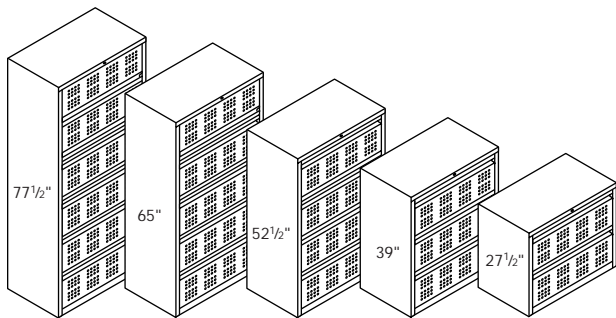
EXAMPLE

LF-442-3665-S301

LF-462

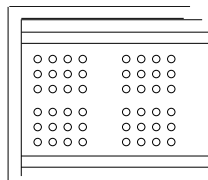
Perforated steel fronts, round cluster

Central locking system, security interlock, robust double extension glides and adjustable levelers.



Accessories

Wood tops, front-to-back hanging bar kits, counterweight.
See page 125.



CODE	W	H	METAL	
				\$
LF-462- 30	27	S301		849
LF-463- 30	40	S302		1,097
LF-464- 30	53	S303		1,401
LF-465- 30	65	S304		1,777
		S305		
LF-462- 36	27	S306		926
LF-463- 36	40	S307		1,181
LF-464- 36	53	S308		1,492
LF-465- 36	65	S309		1,894
LF-466- 36	78	S310		2,265
LF-462- 42	27			1,019
LF-463- 42	40			1,299
LF-464- 42	53			1,608
LF-465- 42	65			2,031

EXAMPLE
LF-462-3665-S301